

Club Scrap® Bite-Size Collection

Floral

Materials:

€ Floral CS® Standard Collection

Tools:

- € 12" Paper Trimmer
- € 13" CS® Grid Ruler
- € Adhesive
- € Scissors

Fraction to Decimal Conversions

$1/8" = .125"$ $1/2" = .5"$ $7/8" = .875"$

$1/4" = .25"$ $5/8" = .625"$

$3/8" = .375"$ $3/4" = .75"$



All rights reserved ©2010,
Club Scrap, Inc.

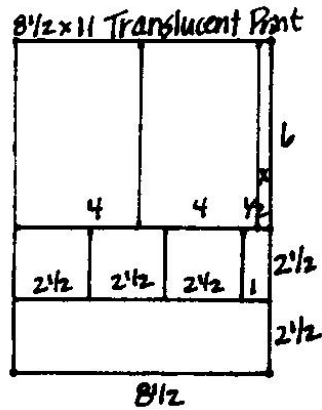
(888) 634-9100 • www.clubscrap.com • email: info@clubscrap.com

Layout #1 and #2

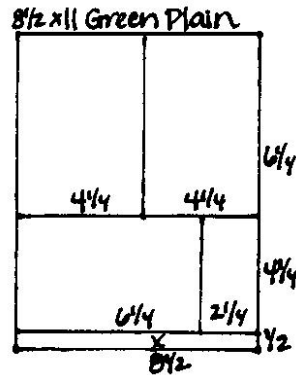


- 12x12 Green Plain (LB)
- 12x12 Dark Pink Print (RB)
- 8.5x11 Translucent Print
- 8.5x11 Green Plain
- Translucent Cutparts

1. Trim the 8.5x11 Translucent Print horizontally at 8.5 and 6". Cut the 6x8.5 horizontally at 8 and 4". Trim one 2.5x8.5 horizontally at 7.5, 5, and 2.5".



2. Cut the 8.5x11 Green Plain horizontally at 10.5 and 6.25". Trim the 6.25x85 horizontally at 4.25". Cut the 4.25x8.5 horizontally at 6.25".

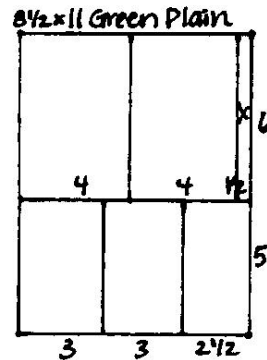


Layout #3 and #4

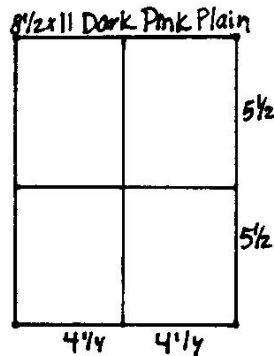


- 12x12 Dark Pink Print (LB)
- 12x12 Brown Plain (RB)
- 8.5x11 Green Plain
- 8.5x11 Dark Pink Plain
- Translucent Cutparts


1. Trim the 8.5x11 Green Plain horizontally at 6". Cut the 6x8.5 horizontally at 8 and 4". Trim the 5x8.5 horizontally at 6 and 3".



2. Cut the 8.5x11 Dark Pink Plain vertically at 4.25". Trim each 4.25x11 horizontally at 5.5".

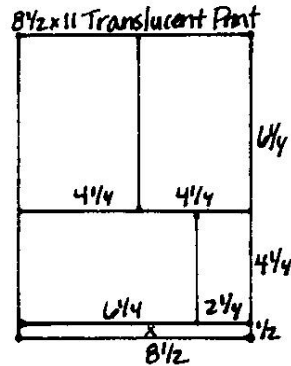


Layout #5 and #6



- 12x12 Green Plain (LB)
- 12x12 Brown Plain (RB)
- 8.5x11 Translucent Print
- 8.5x11 Dark Pink Plain
- Translucent Cutaparts

1. Trim the 8.5x11 Translucent Print horizontally at 10.5 and 6.25". Cut the 6.25x8.5 horizontally at 4.25". Trim the 4.25x8.5 horizontally at 6.25".



2. Cut the 8.5x11 Dark Pink Plain vertically at 5". Trim the 5x11 horizontally at 10 and 7". Cut the 3.5x11 horizontally at 10.5, 7, and 3.5".

