



Assembly Line ~ Scrapbooking

May 2010 Club Scrap® JR

Blossom

Materials:

- Blossom CS® JR Kit

Tools:

- 12" Paper Trimmer
- 3x13" CS® Grid Ruler
- Adhesive
- Tape
- CS® Amethyst Ink

Fraction to Decimal Conversions

$1/8" = .125"$ $1/2" = .5"$ $7/8" = .875"$

$1/4" = .25"$ $5/8" = .625"$

$3/8" = .375"$ $3/4" = .75"$

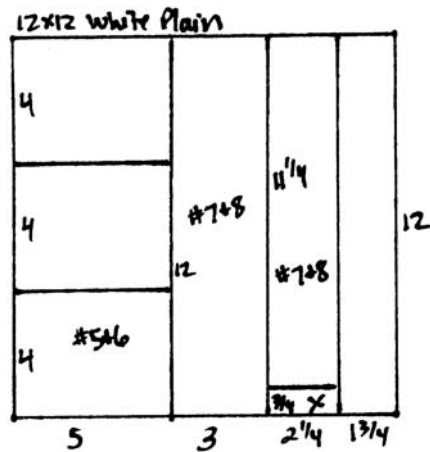


Layout #1 and #2



- 12x12 White Print
- 12x12 Violet Plain
- 12x12 White Plain
- (2) 4.25x6.25 Violet Photo Mattes
- 4.25x6.25 White Photo Matte
- White and Leaf Cutouts
- Alphabet Stickers
- Wood Mounted Stamp

1. Cut the 12x12 White Plain at 10.25, 8, and 5". Trim the 5x12 horizontally at 8 and 4". Cut the 2.25x12 horizontally at 11.25".



2. Place the inner frame portion of the corresponding Leaf cutout on top of the White Cutout.

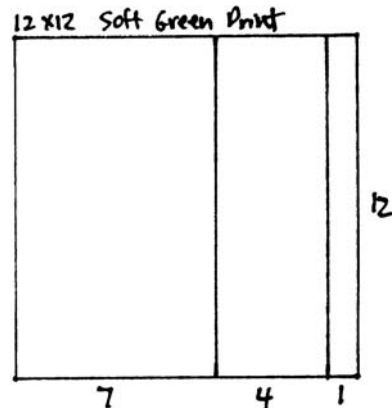


Layout #3 and #4

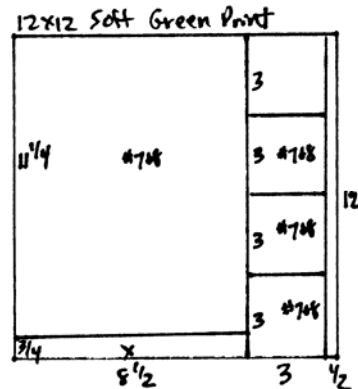


- (2) 12x12 Leaf Plain
- (2) 12x12 Soft Green Print
- (2) 4.25x6.25 Leaf Print Photo Mattes
- (2) 4.25x6.25 Soft Green Photo Mattes
- Soft Green and Leaf Cutouts
- Alphabet Stickers

1. Trim one 12x12 Soft Green Print at 11 and 7".



2. Cut the other 12x12 Soft Green Print at 11.5, and 8.5". Trim the 8.5x12 horizontally at 11.25". Cut the 3x12 horizontally at 9, 6, and 3".

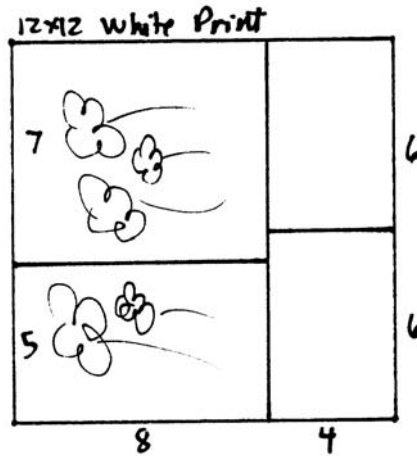


Layout #5 and #6

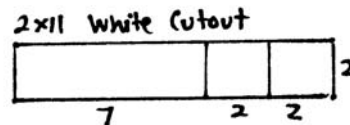


- 12x12 White Plain
- 12x12 Violet Plain
- 12x12 White Print
- (2) 4.25x6.25 Violet Translucent Photo Mattes
- 4x5 White Plain (From #1-2)
- 2x11 White Cutout
- White Cutouts
- Violet Paper Ribbon
- (3) Resin Flower Embellishments

1. Place the 12x12 White Print into the trimmer with the largest flowers vertically at left. Cut at 8". Trim the 8x12 horizontally at 5", as shown. Cut the 4x12 horizontally at 6".



2. Place the 2x11 White Cutout horizontally into the trimmer with the text on the left. Cut at 9 and 7".



Layout #7 and #8



- (2) 12x12 Soft Green Plain
- 3x12 White Plain (From #1-2)
- 2.25x11.25 White Plain (From #1-2)
- 8.5x11.25 Soft Green Print (From #3-4)
- (3) 3x3 Soft Green Print (From #3-4)
- (2) 4.25x6.25 Leaf Photo Mattes
- 4.25x6.25 White Photo Matte
- Leaf and Soft Green Cutouts
- Violet Paper Ribbon
- Wood Mounted Stamp

1. No cutting...enjoy!



All rights reserved ©2010, Club Scrap, Inc.

(888) 634-9100 • www.clubscrap.com • email: info@clubscrap.com