

Assembly Line Scrapbooking

January 2012 Club Scrap® JR Navajo

Materials:

- Navajo CS® JR Kit

Tools and Supplies:

- 12" Paper Trimmer
- Adhesive
- 3x13" CS® Grid Ruler
- CS® India Black Ink
- Corner Rounder Punch
- Hole Punch
- Tape
- Stapler and Staples
- Scissors
- Foam Adhesive

Measurement Conversions:

.25 = $\frac{1}{4}$ "

.5 = $\frac{1}{2}$ "

.75 = $\frac{3}{4}$ "

LB = Left Base Paper

RB = Right Base Paper

Preparation: Trim the cutouts into sections as indicated by the artwork.

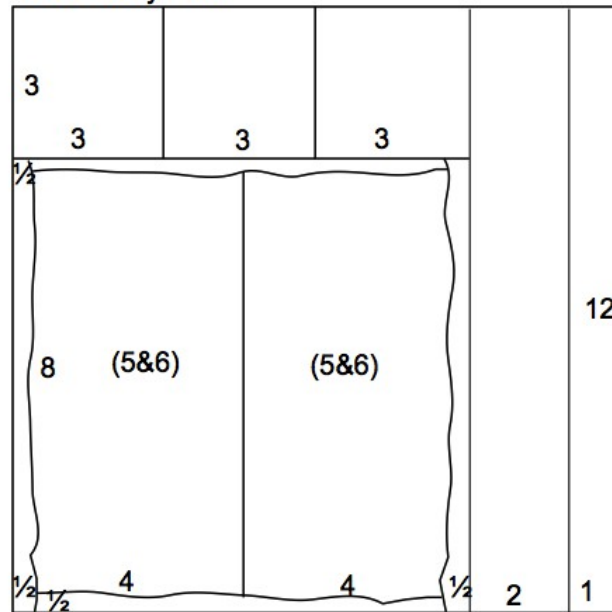


Layout 1 & 2




- (2) 12x12 Dark Teal Plains (LB & RB)
 - 12x12 Gray Print
 - (3) 4.25x6.25 Melon Photo Mattes
 - White and Melon Cutouts
 - Alphabet Stickers
 - Patterned Ribbon
 - Unmounted Stamps
1. Trim the 12x12 Gray Print at 11 and 9". Cut the 9x12 horizontally at 3". Trim the 3x9 horizontally at 6 and 3". Tear away all edges of the 9x9 piece and then cut in half. (Once the edges are torn away, the piece will measure approximately 8x8; cut in half at 4".)

12x12 Gray Print



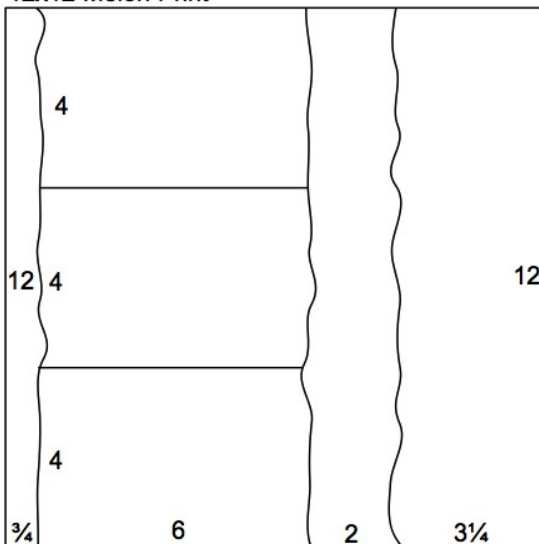
Layout 3 & 4




- (2) 12x12 Gray Plains (LB & RB)
- 12x12 Melon Print
- 12x12 Gray Print
- 4.25x6.25 White Photo Matte
- White and Melon Cutouts
- Leather Cord
- Unmounted Stamps

1. Using a ruler and the pre-printed design as your guide, tear the 12x12 Melon Print at 8.75, 6.75 and .75". Trim the 6x12 horizontally at 8 and 4".
2. Trim the 12x12 Gray Print at 8.5 and 6.5". Cut the 3.5x12 horizontally at 11.5, 9.5 and 5.5". Trim the 4x3.5 vertically at 3". Cut the 2x3.5 horizontally at 1.75".

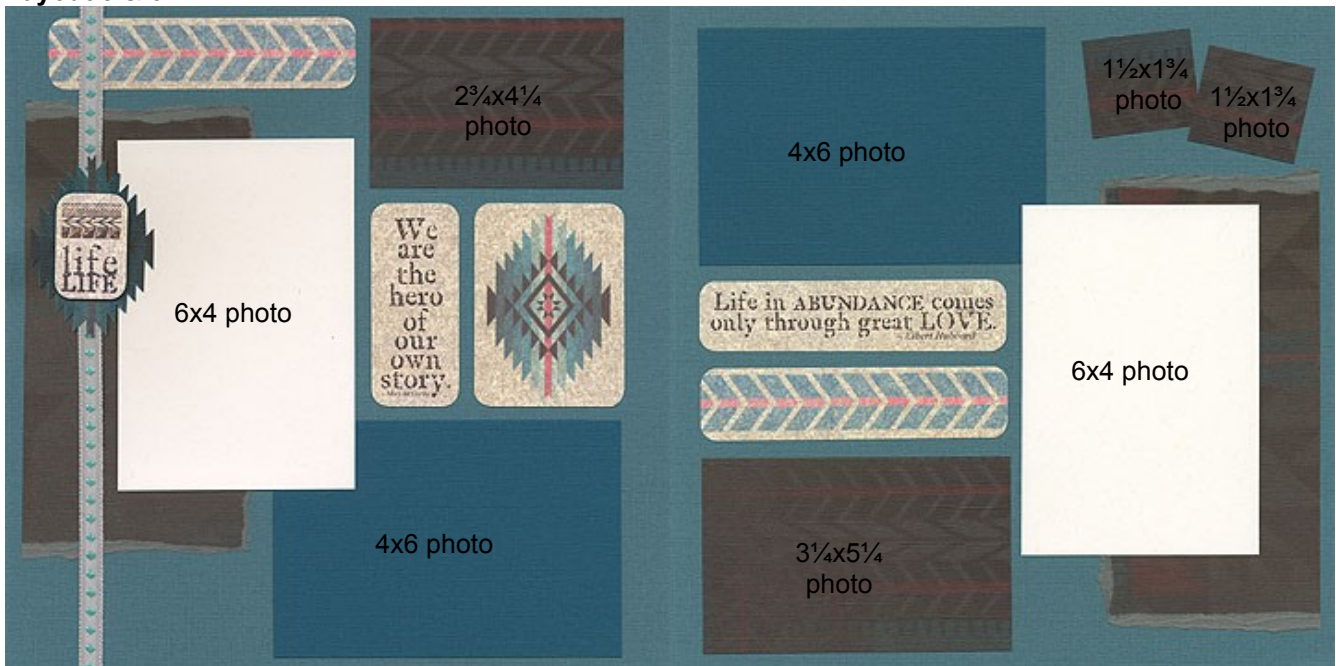
12x12 Melon Print



12x12 Gray Print




Layout 5 & 6



- (2) 12x12 Light Teal Plains (LB & RB)
 - (2) 4.25x6.25 White Photo Mattes
 - (2) 4.25x6.25 Dark Teal Photo Mattes
 - (2) 4x8 Gray Prints (From 1&2)
 - 3.5x5.5 Gray Print (From 3&4)
 - 3x4 Gray Print (From 3&4)
 - (2) 1.75x2 Gray Prints (From 3&4)
 - White and Light Teal Cutouts
 - Patterned Ribbon
1. No cutting needed.



Layout 7 & 8



- (2) 12x12 Melon Plains (LB & RB)
 - 12x12 Melon Print
 - (3) 4.25x6.25 Light Teal Photo Mattes
 - 4.25x6.25 Dark Teal Photo Matte
 - Melon and Light Teal Cutouts (Plain Side of Teal Cutout Used as Matte)
 - Leather Cord
 - Alphabet Stickers
1. Trim the 12x12 Melon Print at 6.75".

12x12 Melon Print

